CIC energiGUNE

MEMBER OF BASQUE RESEARCH & TECHNOLOGY ALLIANCE

ELECTRO INTRUSION

Contact electrification during water intrusion-extrusion into-from nanopores for self-powered pressure/temperature nanosensors and thermomechanical energy harvesting

LUIS BARTOLOMÉ

13th Colloids Conference

11th June 2024, *Sitges (Spain)*

This project leading to this application has received funding from the European Union's Horizon 2020 research and innovation programme under grant agreement No 101017858

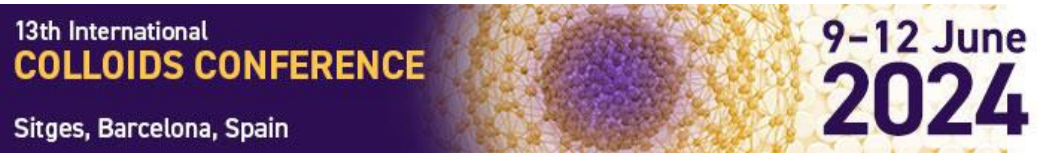

© CIC energiGUNE. 2024. All rights reserved.

CIC energiGUNE

MEMBER OF BASQUE RESEARCH & TECHNOLOGY ALLIANCE

ELECTRO INTRUSION

Index

1. Introduction
2. Monolith configuration
3. Nanoporous silica configuration
4. Electro-Intrusion project
5. Conclusions

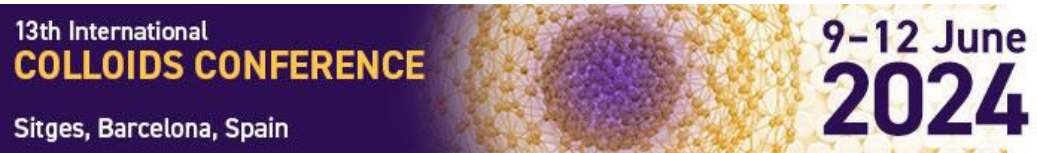

© CIC energiGUNE. 2024. All rights reserved.

1. Introduction

Triboelectric generators

Technology for converting irregular and distributed mechanical energy into electric power by using a conjunction of triboelectrification and electrostatic induction[1].

2012 Prof. WANG Zhong Lin



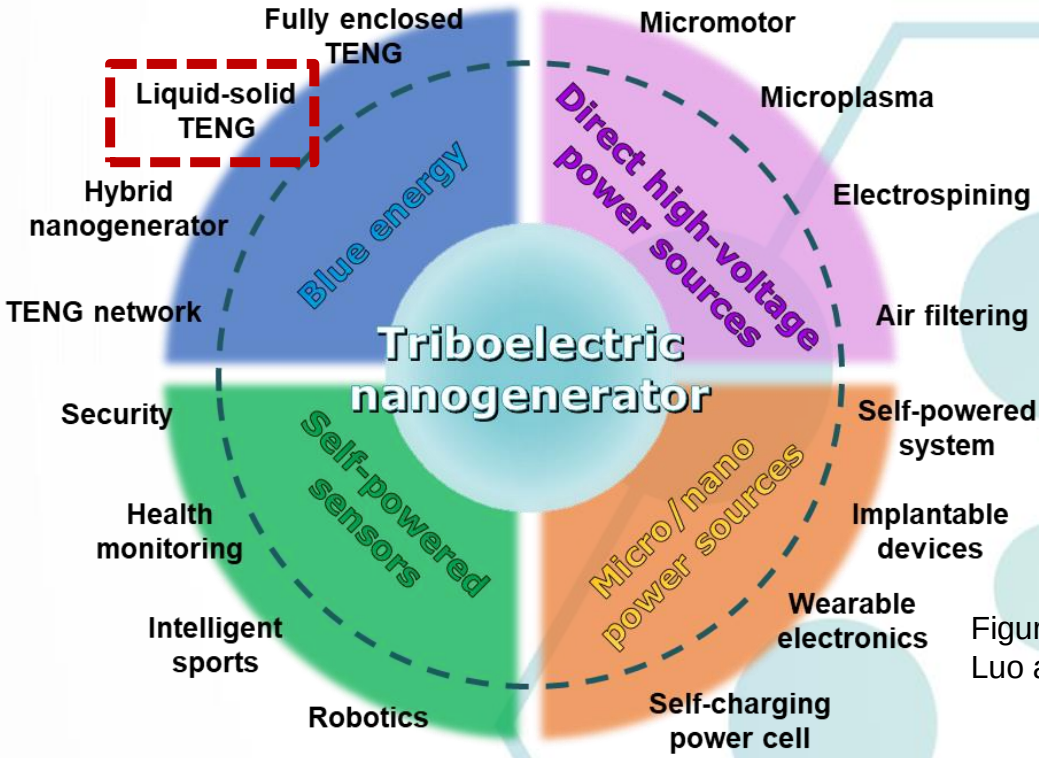

Figure adapted from Luo and Wang, 2020[2]

© CIC energiGUNE. 2024. All rights reserved.

[1] Wang, Z.L., 2021. From contact electrification to triboelectric nanogenerators. *Reports on Progress in Physics*, *84*, p.096502.
[2] Luo, J., Wang, Z.L., 2020. Recent progress of triboelectric nanogenerators: From fundamental theory to practical applications. *EcoMat*, 2(4).

1. Introduction

Strategy

Tribo-generator

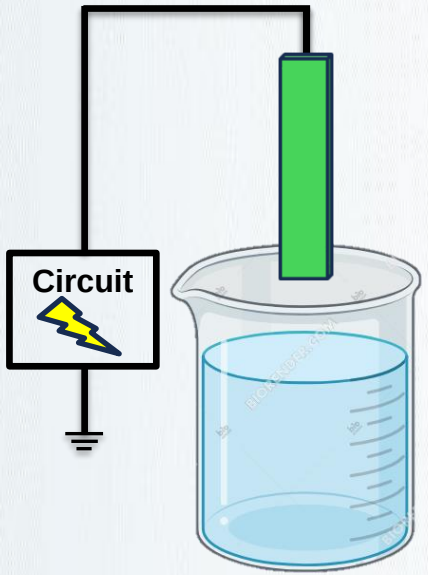

TENG

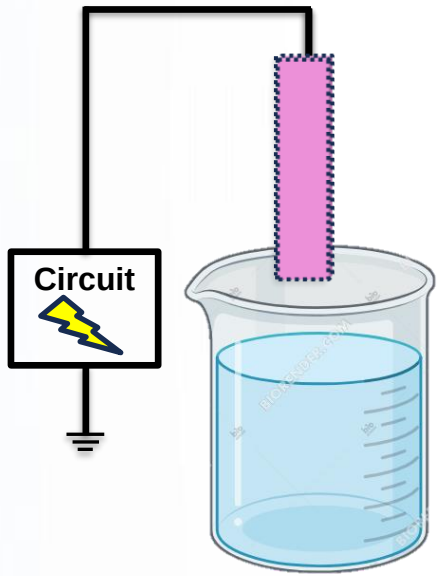

IE-TENG

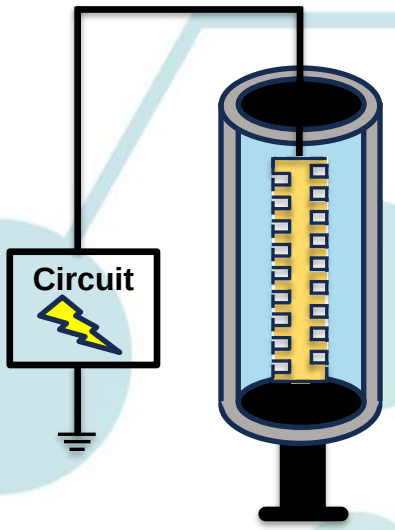



Surface area

© CIC energiGUNE. 2024. All rights reserved.

1. Introduction

Intrusion–extrusion process

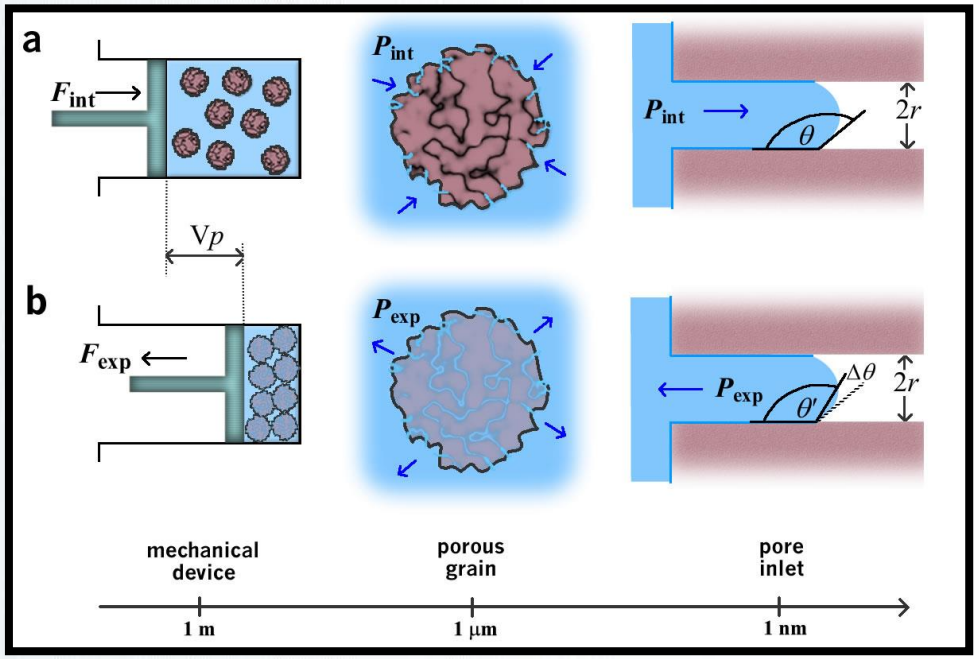

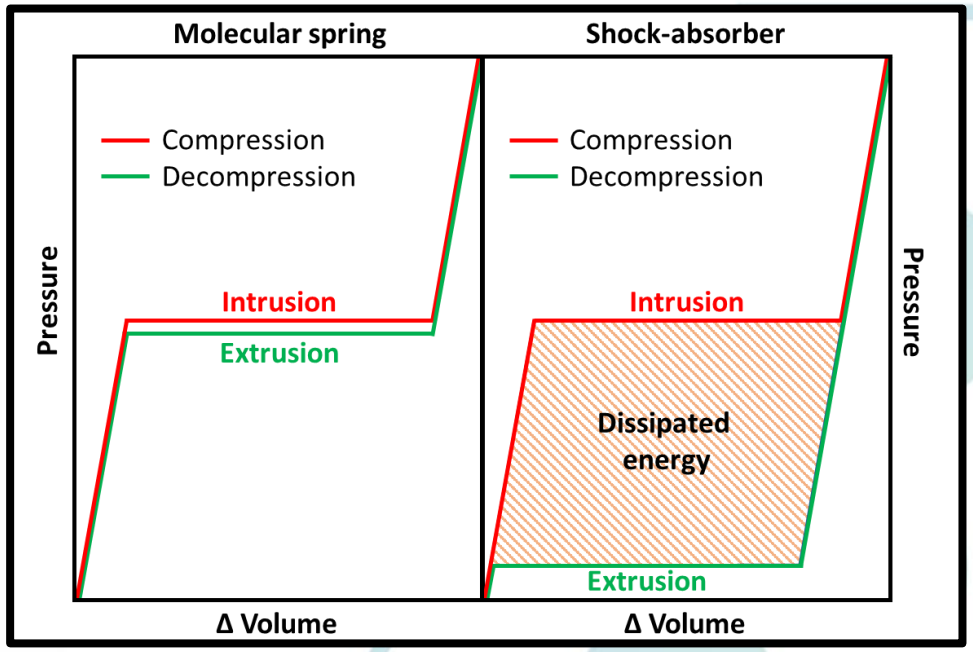

© CIC energiGUNE. 2024. All rights reserved.

1. Introduction

High-pressure electrification setup







ADC & laptop

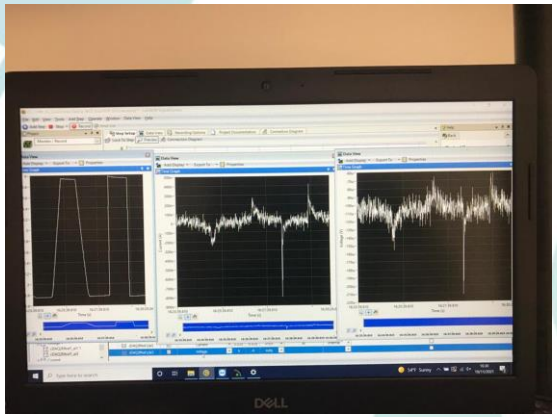

© CIC energiGUNE. 2024. All rights reserved.

2. Monolith configuration

Silicon monolith preparation

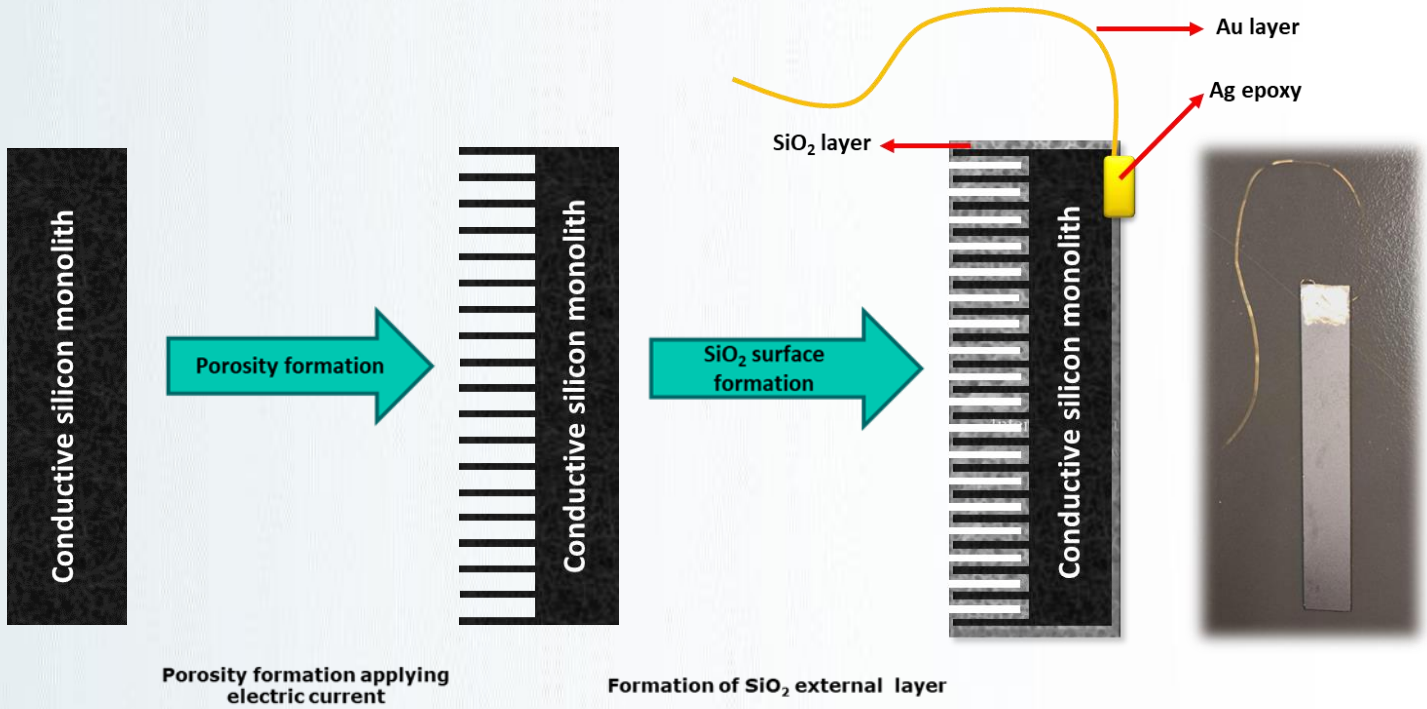

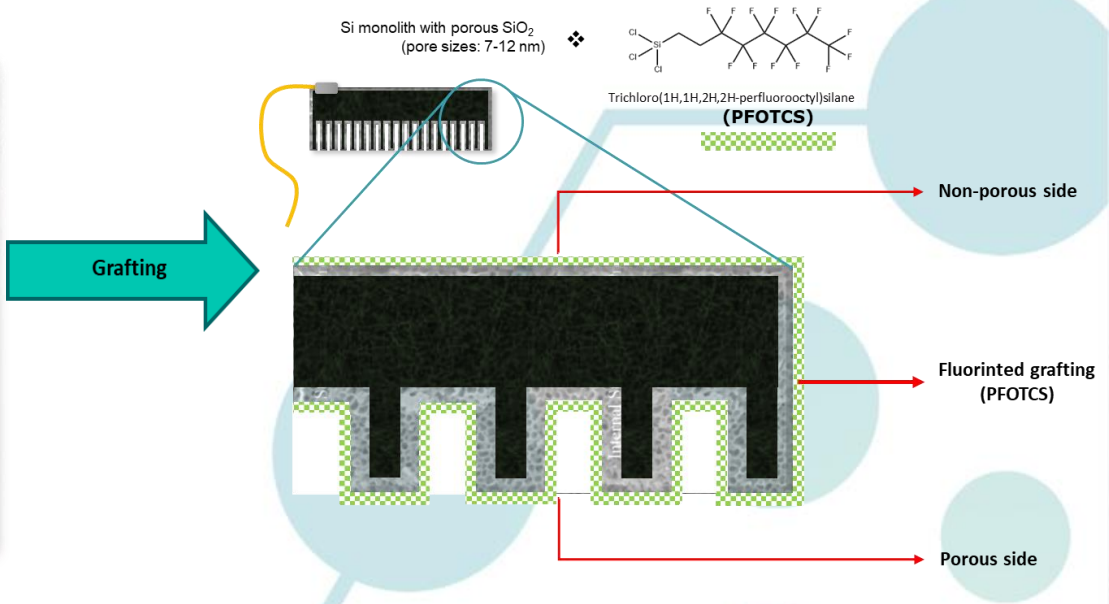

TUHH Patrick Huber's group

Hydrophobization

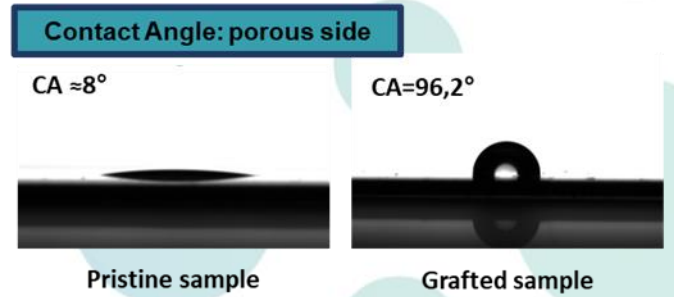

© CIC energiGUNE. 2024. All rights reserved.

2. Monolith configuration

Silicon monolith configuration

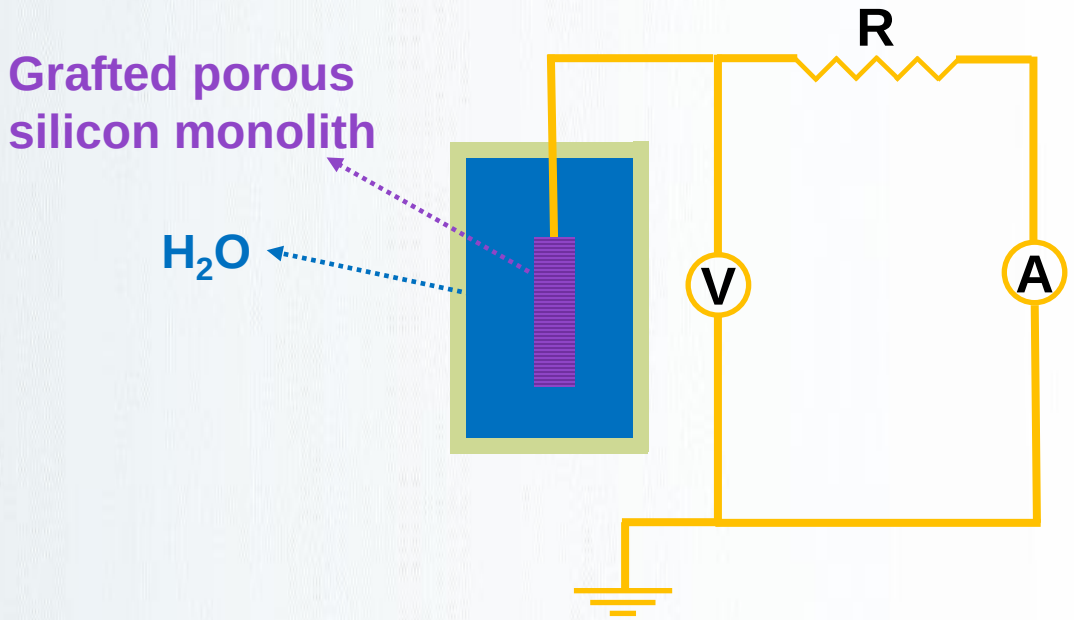

Compression/decompression tests



© CIC energiGUNE. 2024. All rights reserved.

2. Monolith configuration

Monolith intrusion–extrusion triboelectrification principle

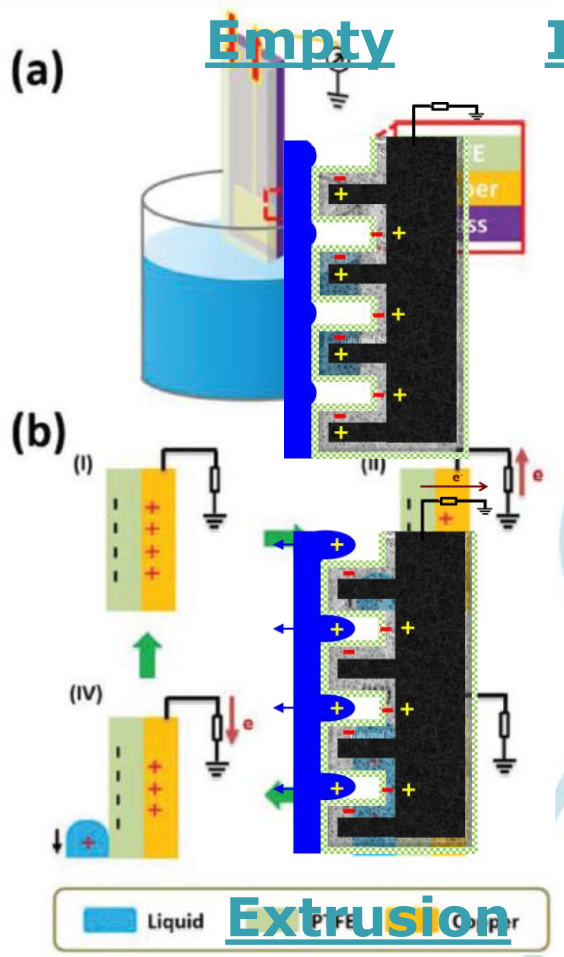

Empty

Intrusion

Air

Sinking into water

Neg. charges of PTFE are compensated [illegible] ges from water. Then the [illegible] lies e⁻ to compensate the [illegible] s on PTFE

Lift from water

Neg. charges of PTFE are released by removing of pos. charges from water. Then e⁻ leave the copper

[illegible]n into water

Extrusion

Full

Jiang, P., Zhang, L., Guo, H., Chen, C., Wu, C., Zhang, S. and Wang, Z.L., 2019. Signal output of triboelectric nanogenerator at oil–water–solid multiphase interfaces and its application for dual-signal chemical sensing. *Advanced Materials*, *31*(39), p.1902793.

© CIC energiGUNE. 2024. All rights reserved.

2. Monolith configuration

Si-monolith: current and voltage results

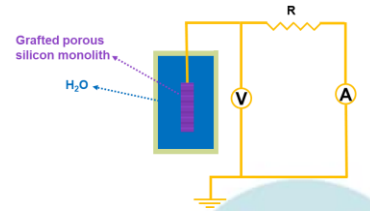

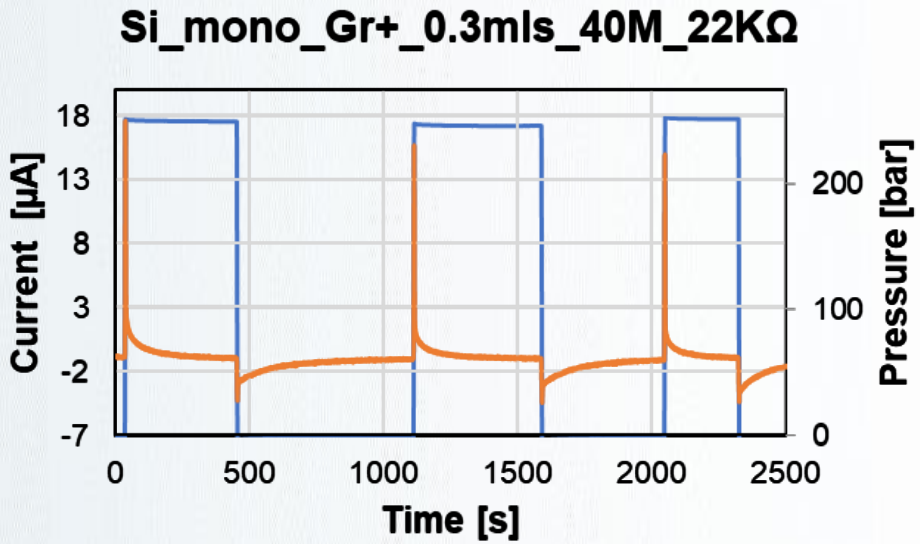

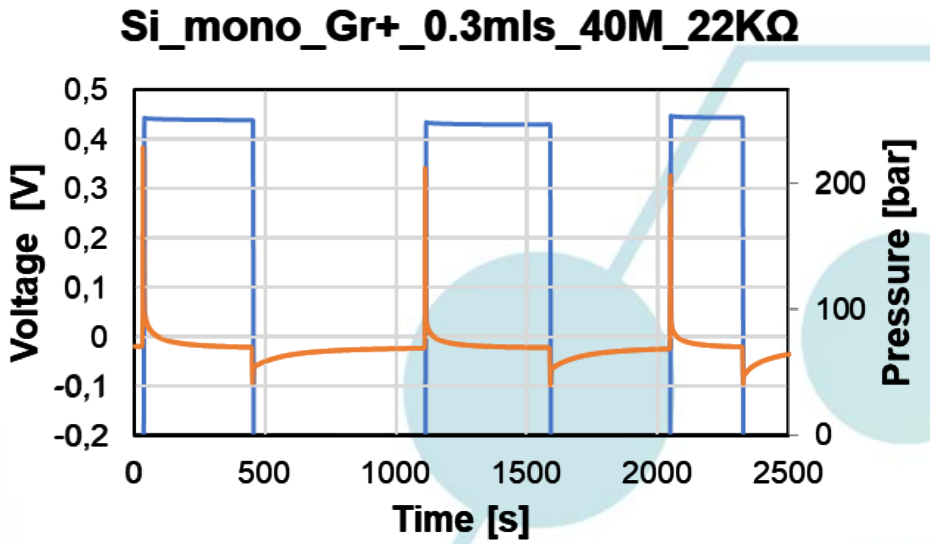

© CIC energiGUNE. 2024. All rights reserved.

2. Monolith configuration

Si-monolith: peak amplitudes & power density

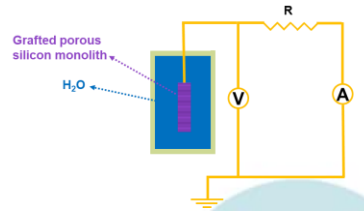

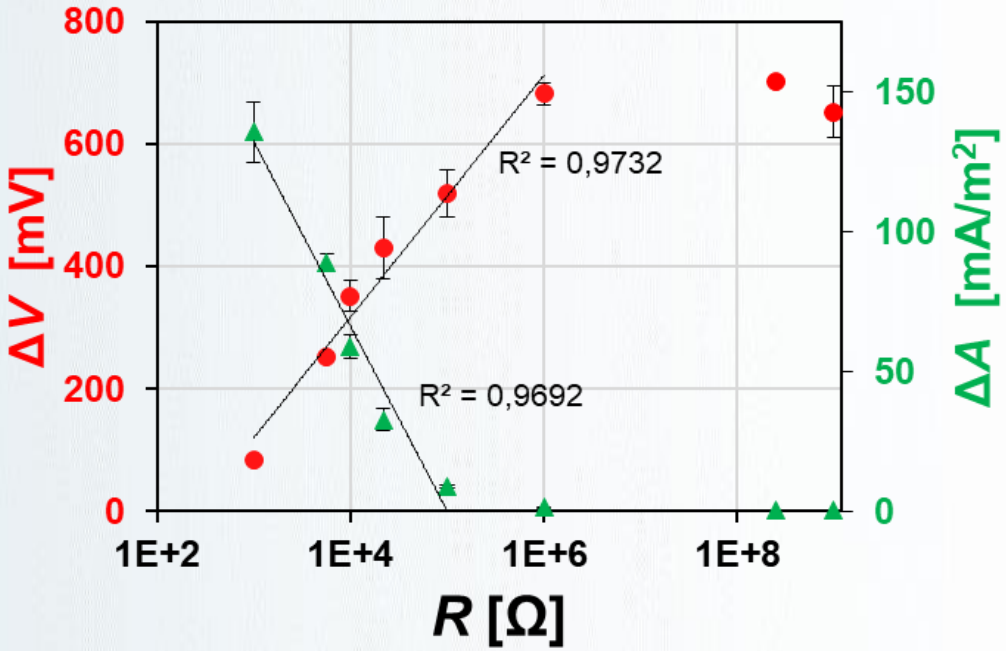

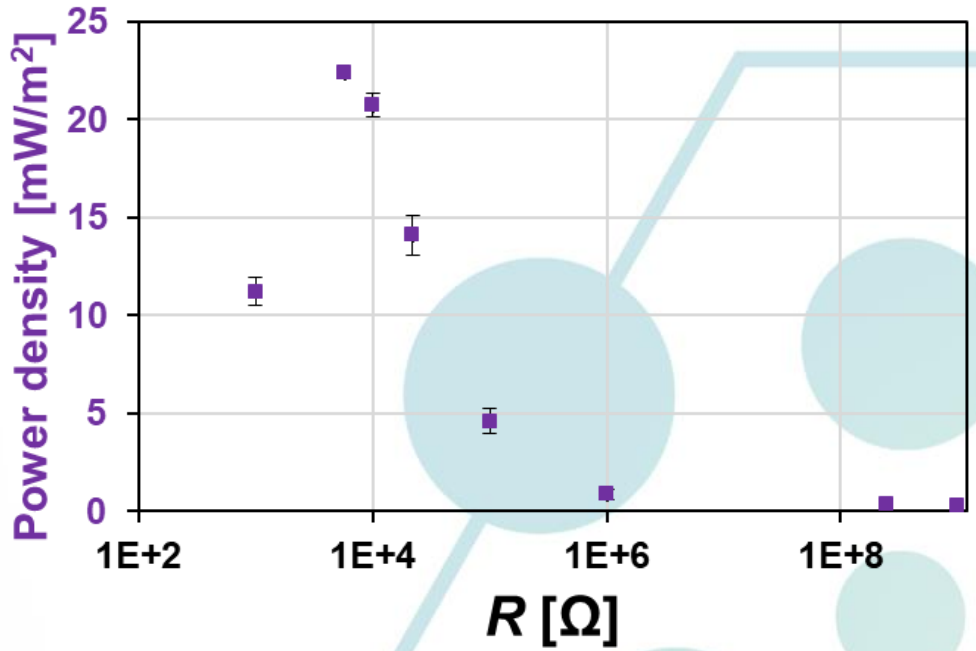

Maximum power density at ~10 KΩ (optimal load)

© CIC energiGUNE. 2024. All rights reserved.

2. Monolith configuration

Si-monolith: different liquids

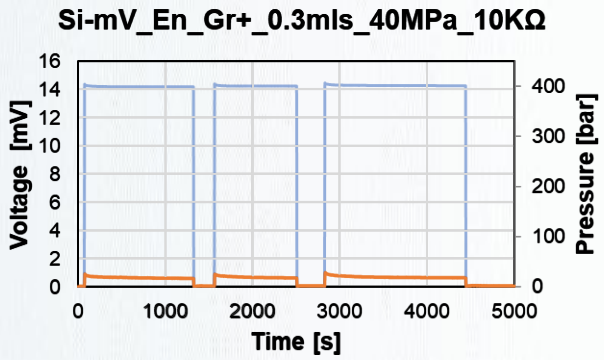

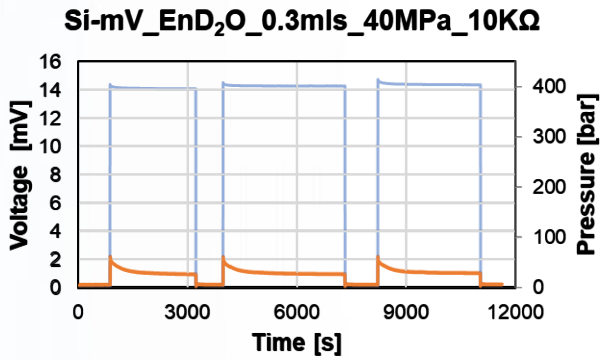

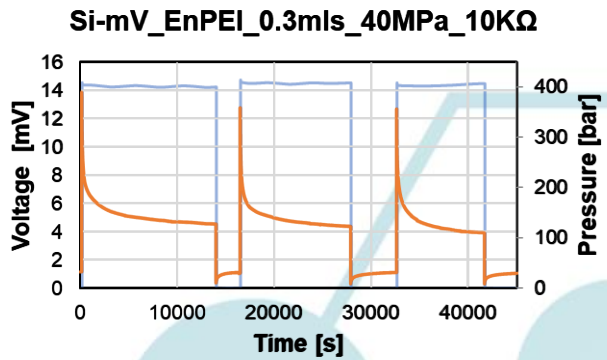

H_2O

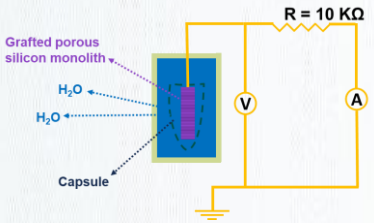

D_2O

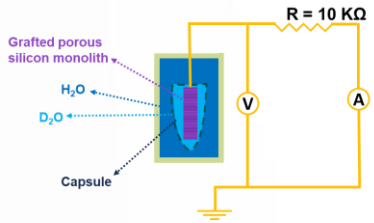

PEI

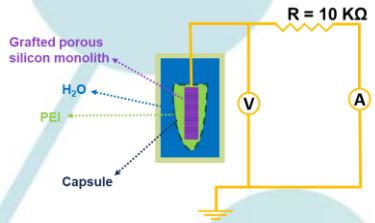

© CIC energiGUNE. 2024. All rights reserved.

2. Monolith configuration

Si-monolith: different liquids

	H_2O	D_2O	PEI
ΔI [μA]	0.29±0.01	0.40±0.01	1.42±0.04
ΔV [mV]	0.96±0.05	2.1±0.01	12.8±0.5
Power density [μW·m^{-2}]	1.6±0.08	3.18±0.08	68±4
E_1 [nJ]	17±5	110±5	7000±1300

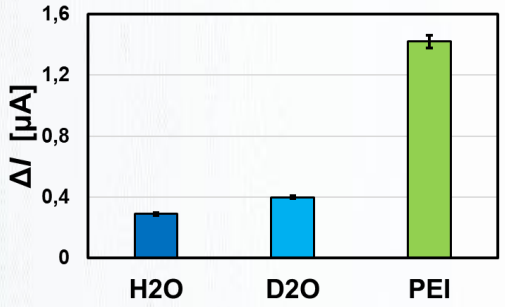

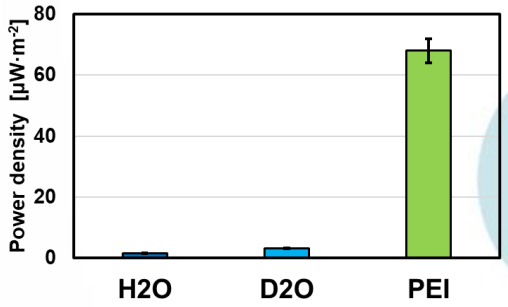

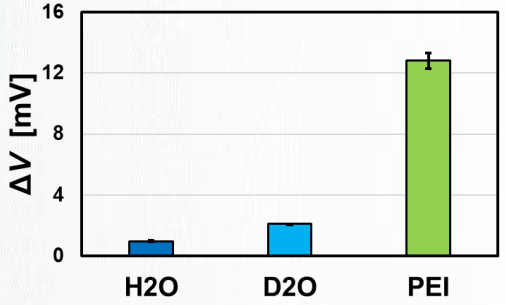

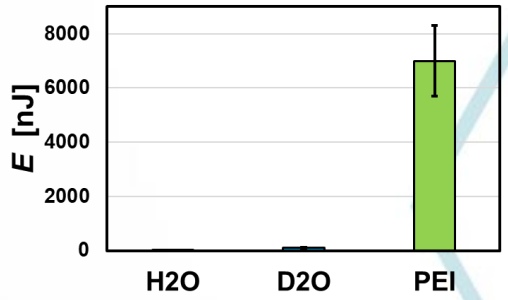

Electric output:
H_2O < D_2O < PEI

© CIC energiGUNE. 2024. All rights reserved.

2. Monolith configuration

Si-monolith: challenge low intrusion volume





© CIC energiGUNE. 2024. All rights reserved.

3. Nanoporous silica configuration

Passive configuration: powder silica

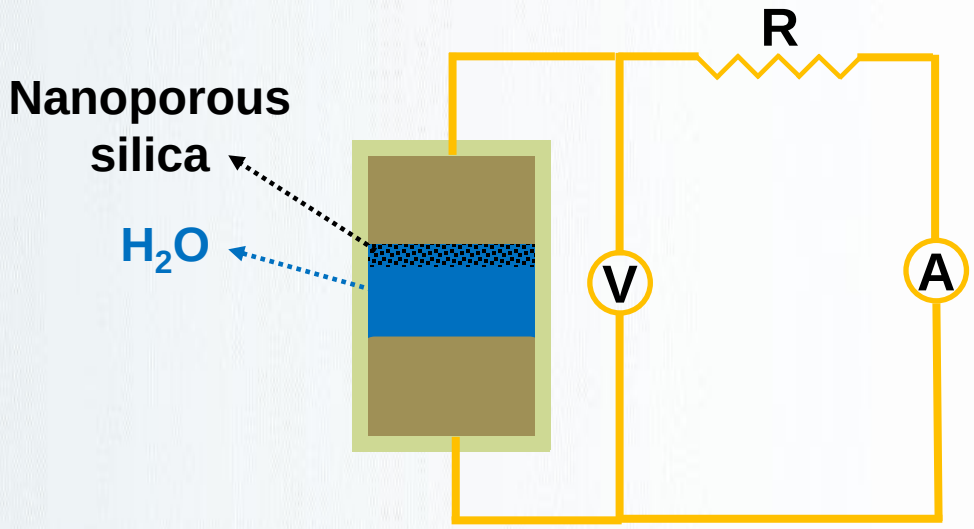





Compression/decompression tests

© CIC energiGUNE. 2024. All rights reserved.

3. Nanoporous silica configuration

Passive conf.: intrusion-extrusion triboelectrification principle

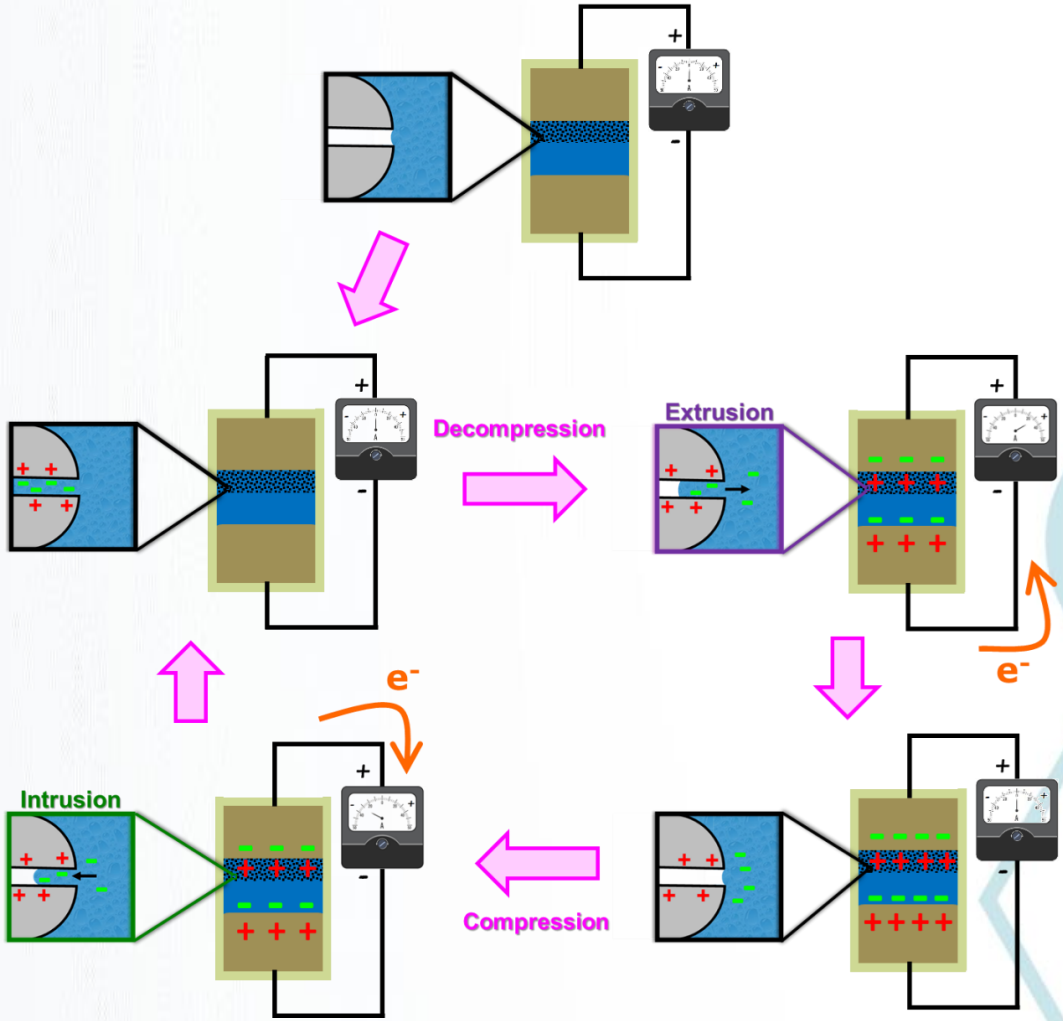

© CIC energiGUNE. 2024. All rights reserved.

3. Nanoporous silica configuration

Passive conf.: powder silica triboelectrification results

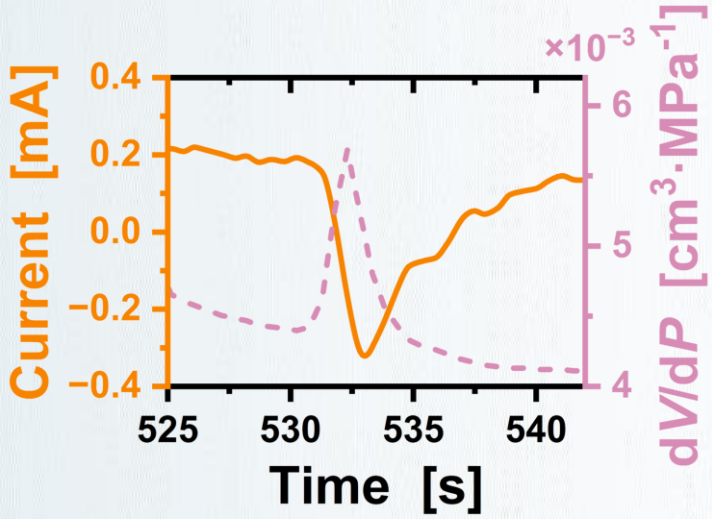

Intrusion and triboelectrification at the same time

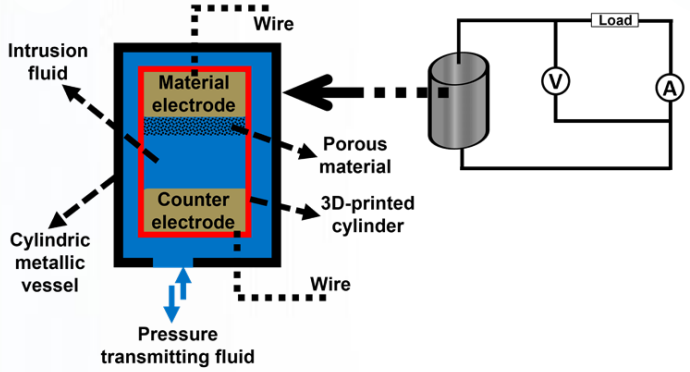

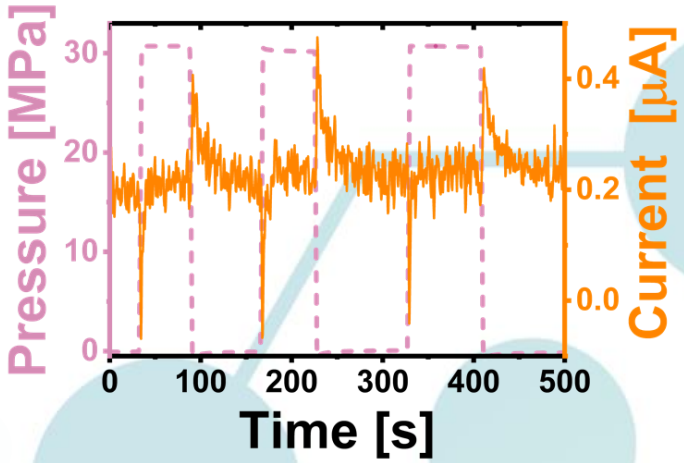

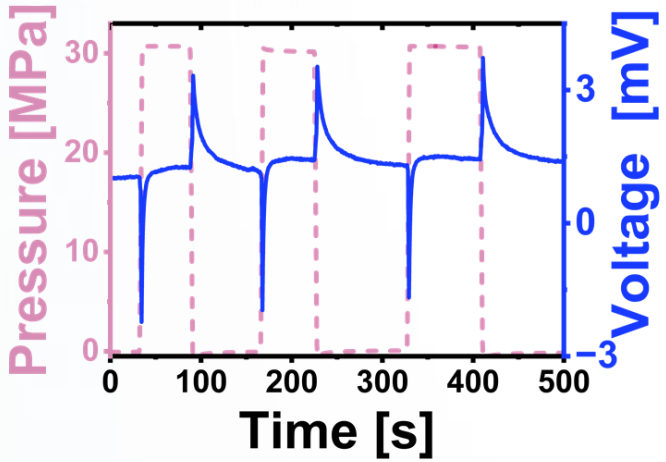

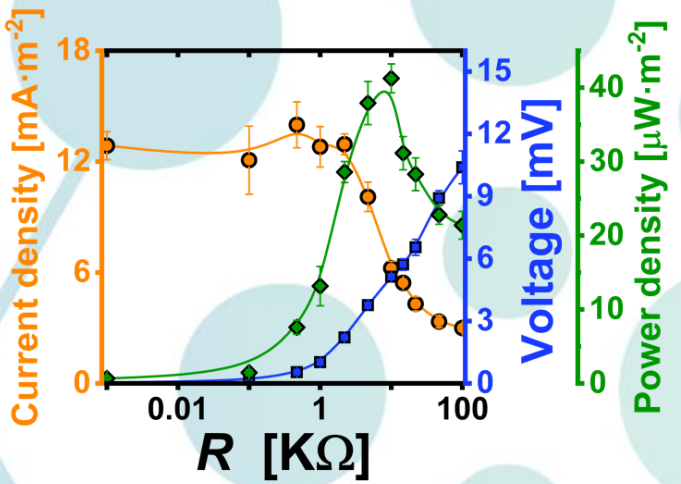

© CIC energiGUNE. 2024. All rights reserved.

3. Nanoporous silica configuration

Passive configuration: effect of grafting on triboelectrification

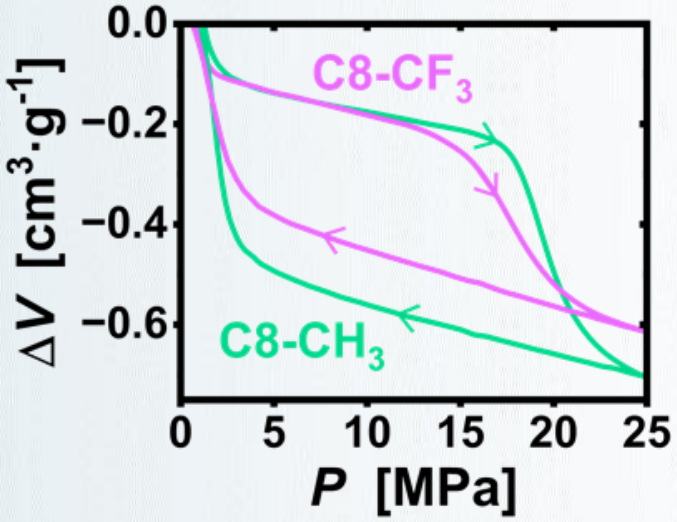

C8-CF_3

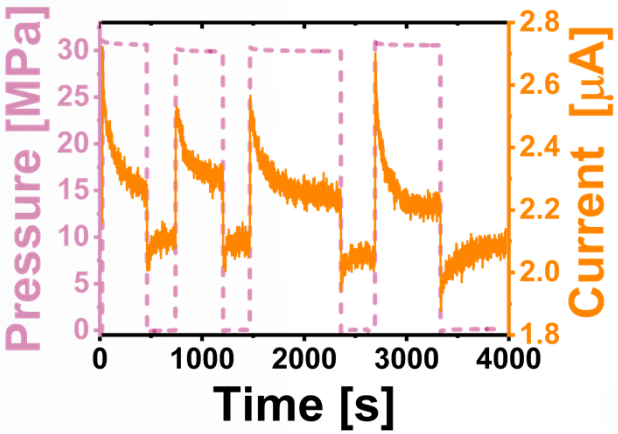

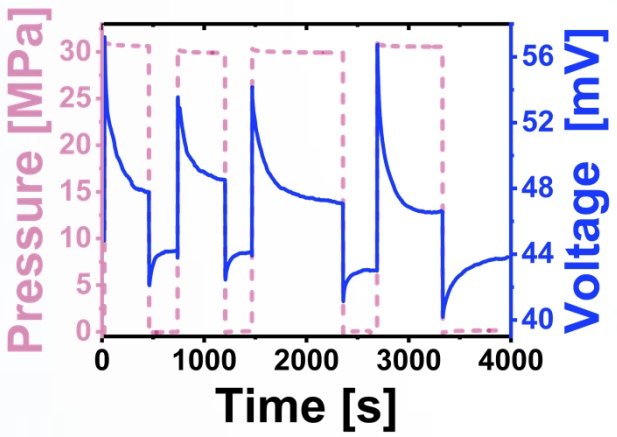

C8-CH_3

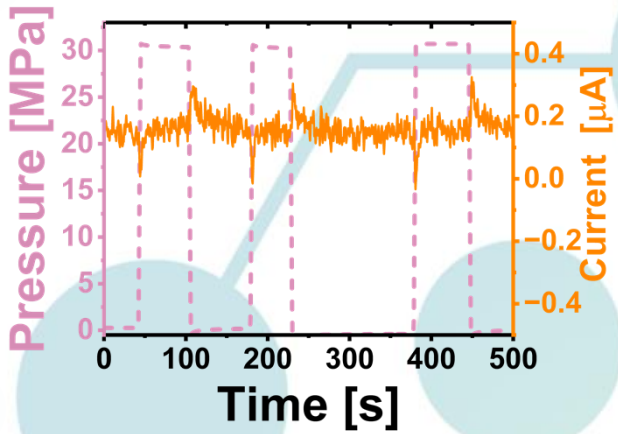

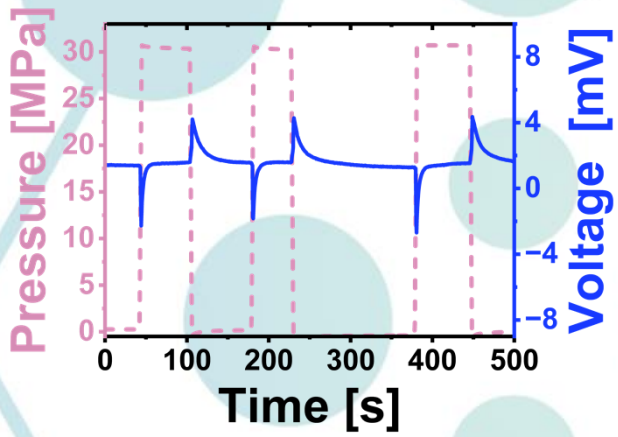

© CIC energiGUNE. 2024. All rights reserved.

3. Nanoporous silica configuration

Passive configuration: effect of speed and temperature

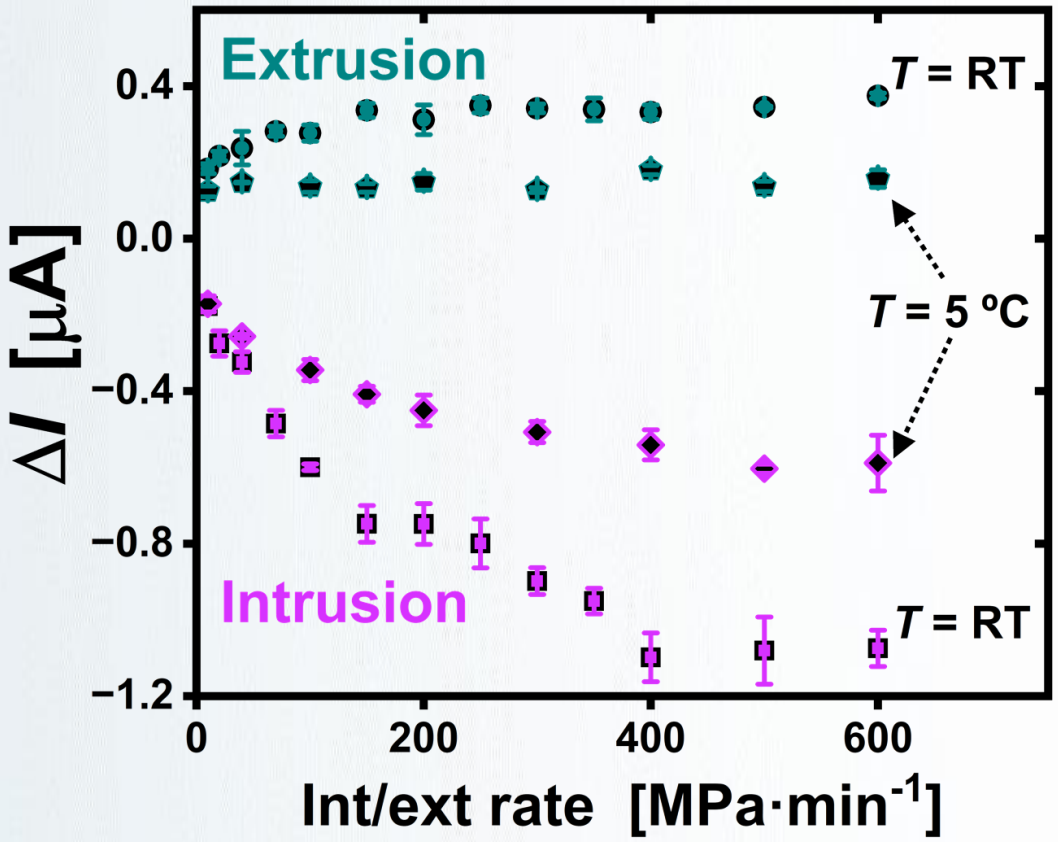

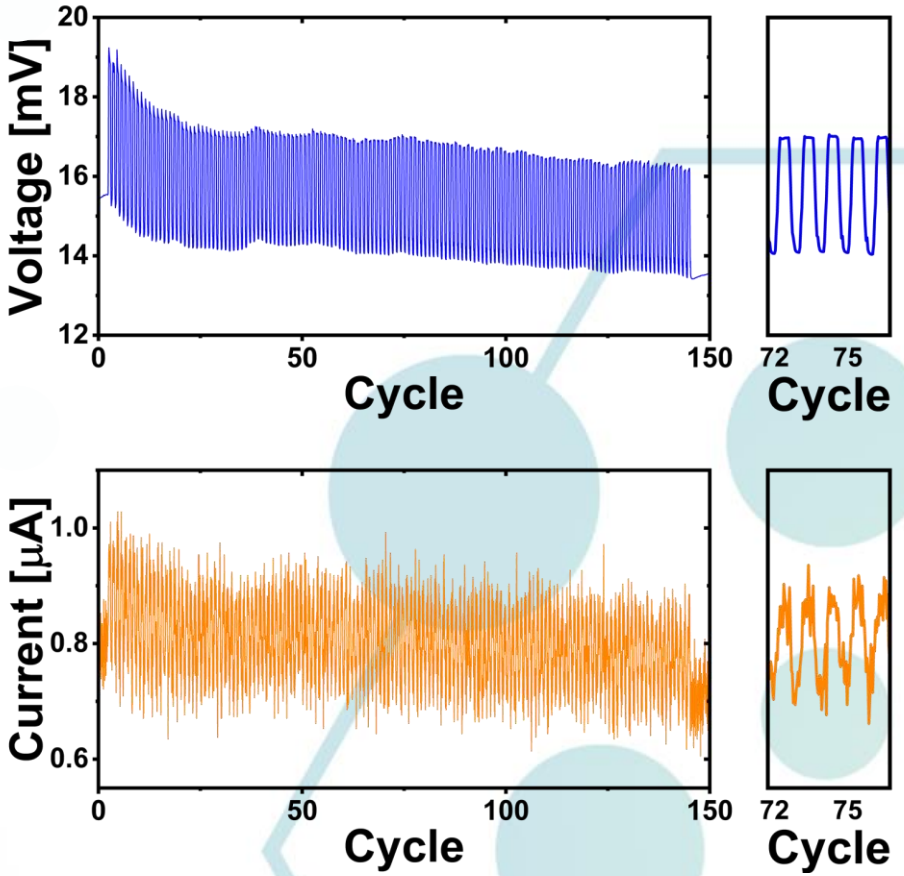

© CIC energiGUNE. 2024. All rights reserved.

3. Nanoporous silica configuration

Active configuration: powder silica

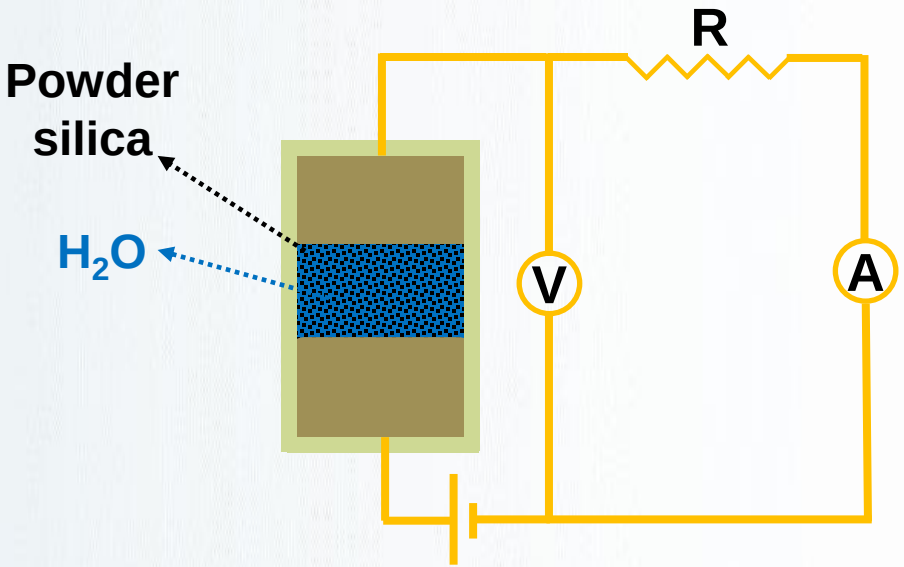

Compression/decompression tests







© CIC energiGUNE. 2024. All rights reserved.

3. Nanoporous silica configuration

Active conf.: powder silica triboelectrification results

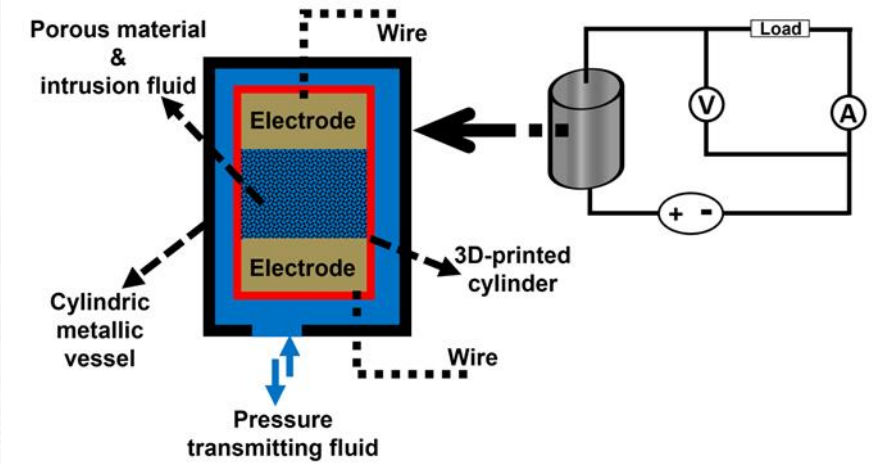

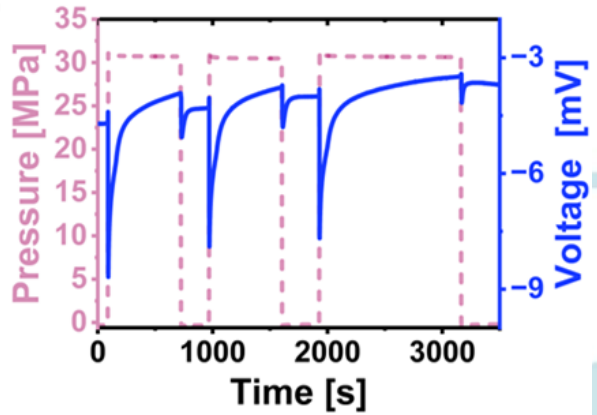

5.2mm

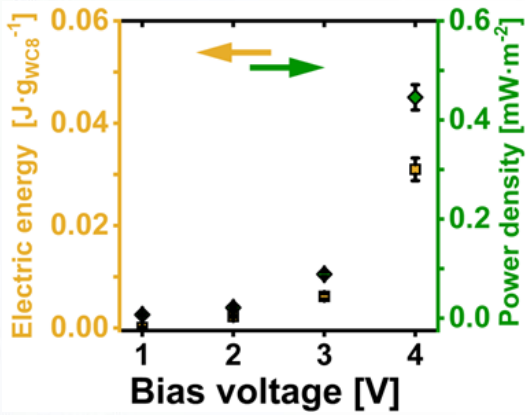

1.77 mm

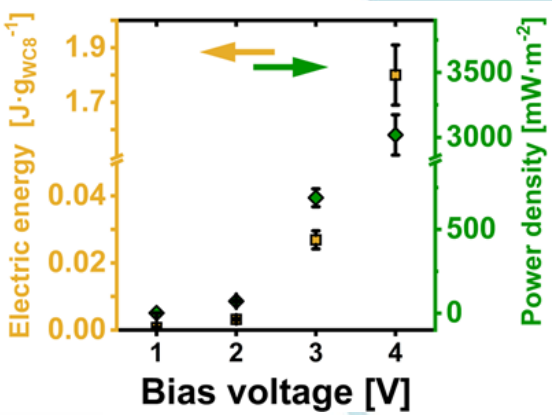

© CIC energiGUNE. 2024. All rights reserved.

3. Nanoporous silica configuration

Powder silica: passive *vs*. active configurations

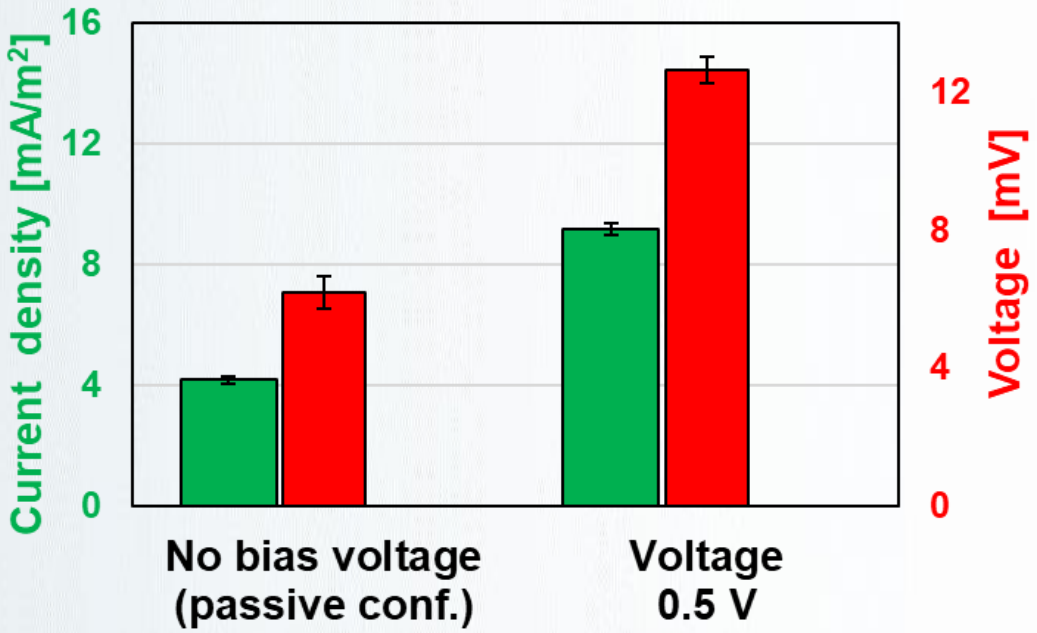

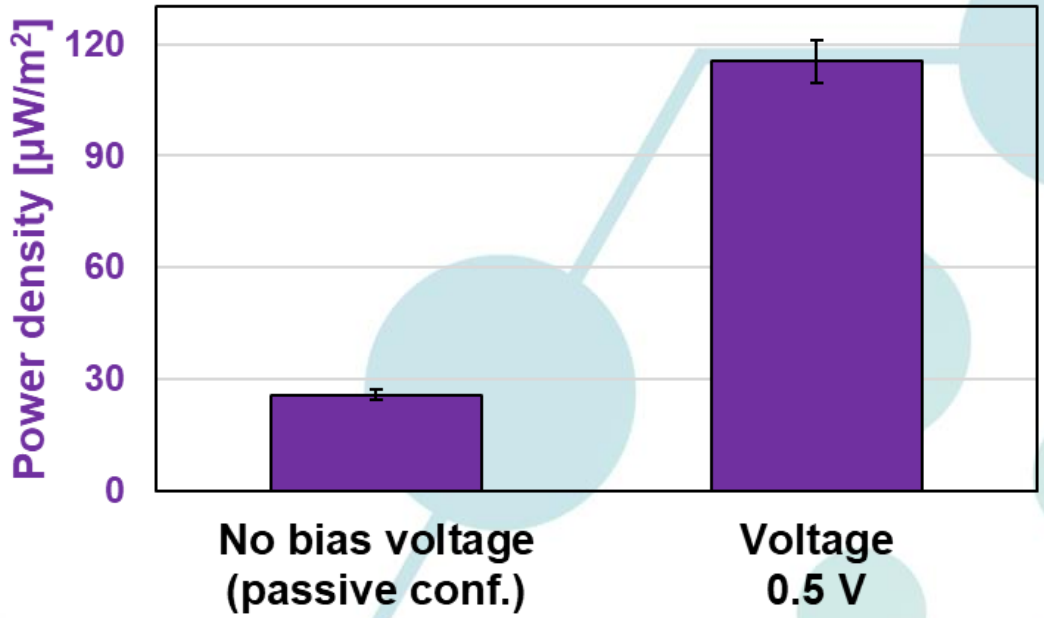

The power density increases 4 times

© CIC energiGUNE. 2024. All rights reserved.

3. Nanoporous silica configuration

Active configuration: silica stability

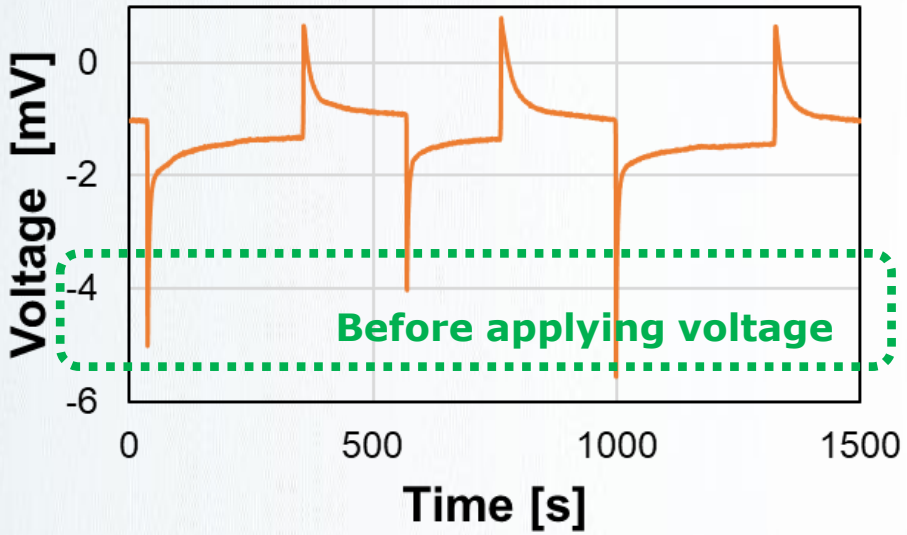

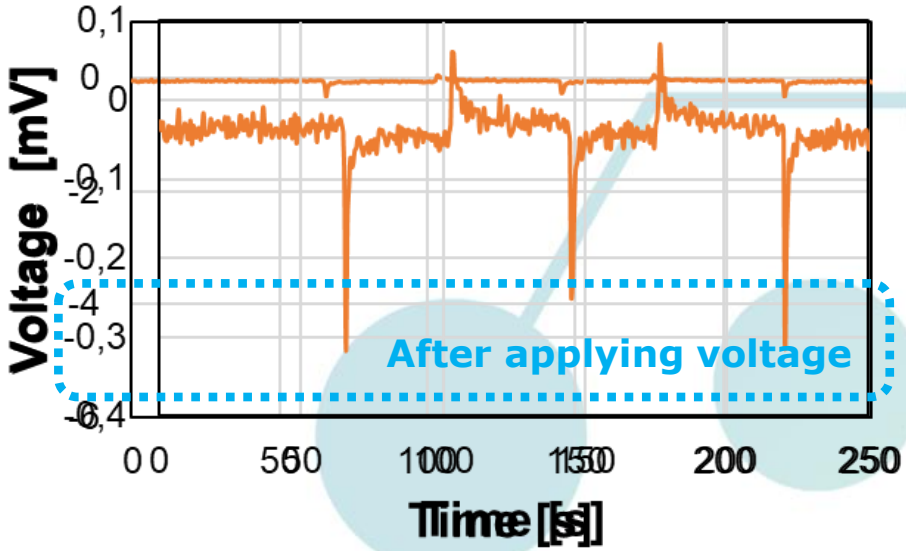

Degradation: peak amplitudes one order of magnitude lower

© CIC energiGUNE. 2024. All rights reserved.

3. Nanoporous silica configuration



CIC energiGUNE
MEMBER OF BASQUE RESEARCH & TECHNOLOGY ALLIANCE

Figure of merit comparison

Power density [μW/m²]	Voltage [V]	Frequency [Hz]	FOM[a] [(10³·μW)/mm²·Hz·V²]	Type	Reference
924	8	250	$5.8 \cdot 10^{-5}$	Electrostatic	Basset et al [a]
$100 \cdot 10^6$	60	2	13.9	Electrowetting	Krupenkin et al.[b]
$100 \cdot 10^6$	4.5	300	16.5	Electrowetting	Hsu et al.[c]
960	1.2	6	0.1	Electrowetting	Huynh et al.[d]
$110 \cdot 10^6$	24	3	63.4	Electrowetting	Yang et al.[e]
$38.2 \cdot 10^6$	6	4	265.27	NTE	Liu et al [f]
533	0.01	3	1776.7	Electrowetting	Adhikari et al. [g]
30	0	10	∞	Electrowetting	Kim et al.[h]
$3 \cdot 10^6$	**4**	**Quasistatic**	**35456**	**NTE**	**Our project[1]**
38	**0**	**Quasistatic**	**∞**	**NTE**	**Our project[2]**
115	**0.5**	**Quasistatic**	**260.4**	**NTE**	

$$[a]\ \mathrm{FOM} = \frac{P}{f \cdot V_b^2 \cdot A}$$

P – power
f – frequency
V_b – bias voltage
A – electrode area

(1) Double-electrode: WC8 touching both electrodes
(2) Double-electrode: WC8 touching one electrode

[a] Basset, P., Galayko, D., Paracha, F.M., Marty, F., Dudka, A. & Bourouina, T. A batch-fabricated an electret-free silicon electrostatic vibration energy harvester. *J. Micromech. Microeng*. 19, 115025 (2009)
[b] Krupenkin, T. & Taylor, J. A. Reverse electrowetting as a new approach to high-power energy harvesting. *Nat. Commun*. 2, 1–8 (2011)
[c] Hsu, T. H., Manakasettharn, S., Taylor, J. A. & Krupenkin, T. Bubbler: a novel ultra-high-power density energy harvesting method based on reverse electrowetting. *Sci. Rep*. 5, 16537 (2015)
[d] Huynh, D.Het al. Environmentally friendly power generator based on moving liquid dielectric and double layer effect. *Sci. Rep.* 6, 1–10 (2016)
[e] Yang, H., Hong, S., Koo, B., Lee, D. & Kim, Y. B. High-performance reverse electrowetting energy harvesting using atomic-layer-deposited dielectric film. *Nano Energy* 31, 450–455 (2017)
[f] Liu, W., Wang, Z., Wang, G., Liu, G., Chen, J., Pu, X., Xi, Y., Wang, X., Guo, H., Hu, C. & Wang, Z.L. Integrated charge excitation triboelectric nanogenerator. *Nat Commun*. 10, 1-9 (2019)
[g] Adhikari, P.R., Tasneem, N.T., Reid, R.C. & Mahbub, I. Electrode and electrolyte configurations for low frequency motion energy harvesting based on reverse electrowetting. *Sci. Rep.* 11, 5030 (2021)
[h] Kim et al. Energy harvesting performance of an EDLC power generator based on pure water and glycerol mixture: analytical modeling and experimental validation. *Sci Rep* 11, 23426 (2021)

4. Electro-Intrusion project

Consortium of FET Proactive project (Horizon 2020)

www.electro-intrusion.eu

6 Partners:

- **1 R&D Institute**
- **4 Universities**
- **1 Company**



#ScienceForUkraine

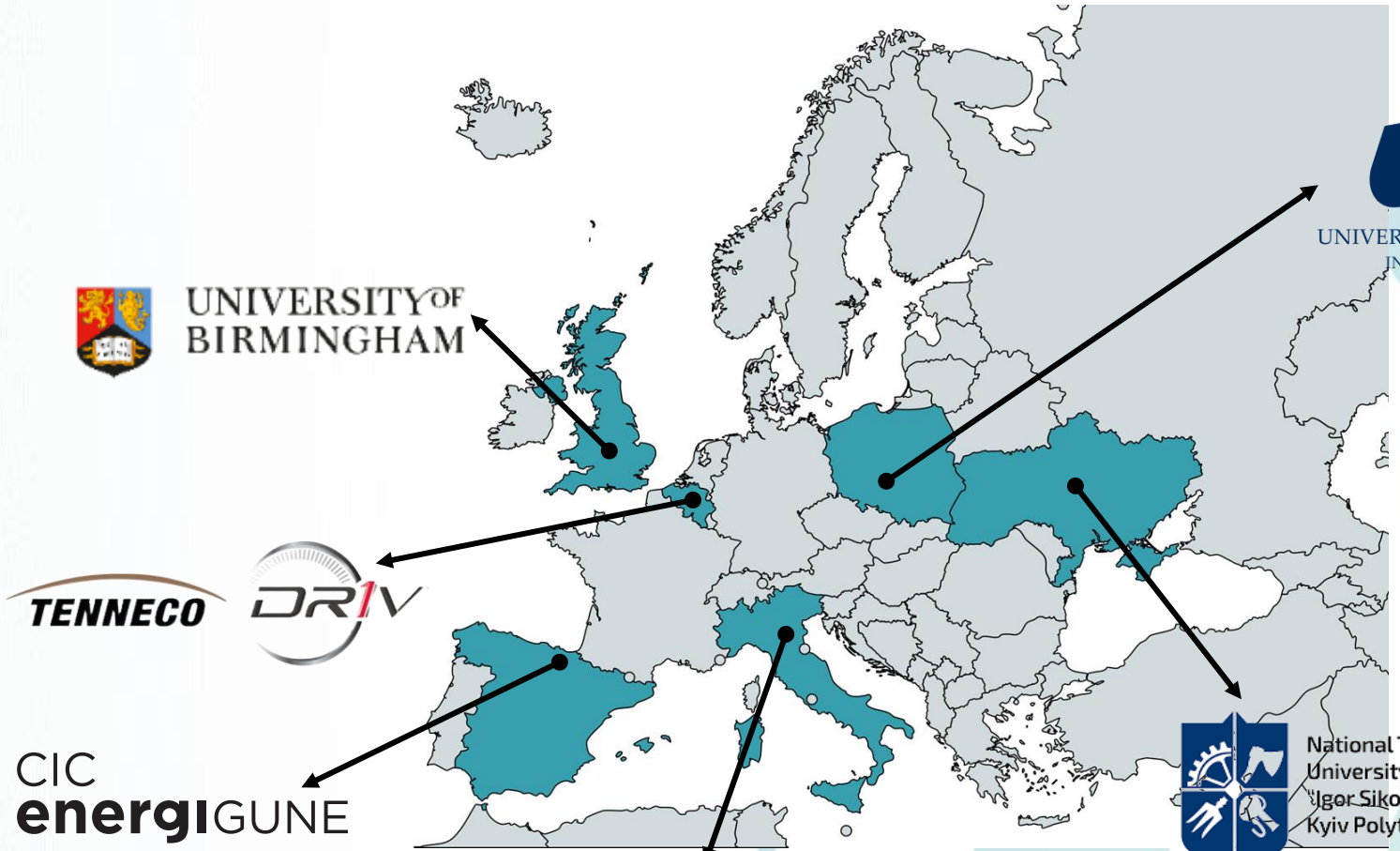

© CIC energiGUNE. 2024. All rights reserved.

4. Electro-Intrusion project

Aims & goals

Intrusion-extrusion
Triboelectric generator

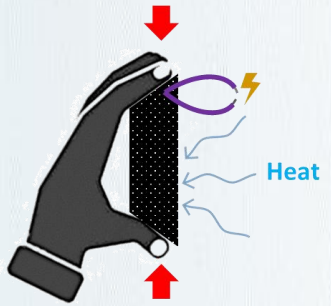

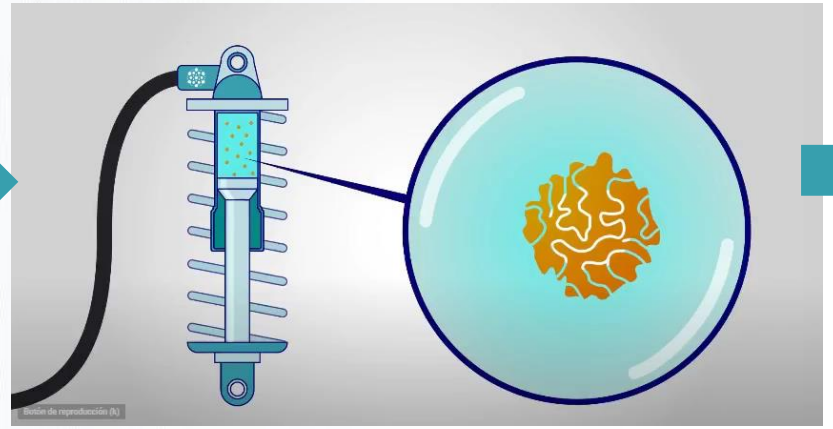



Work
+ → Electricity
ambient Heat

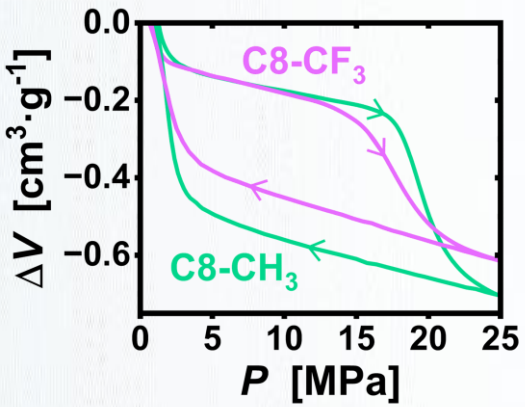

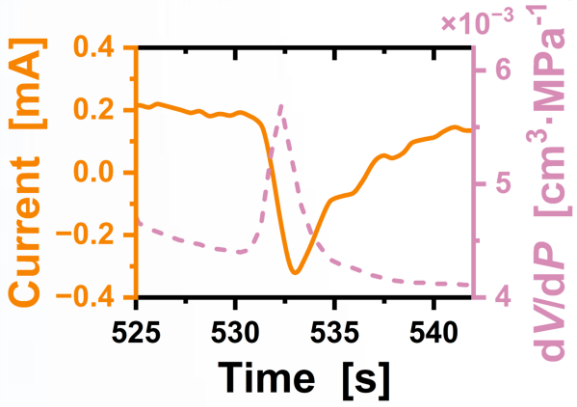

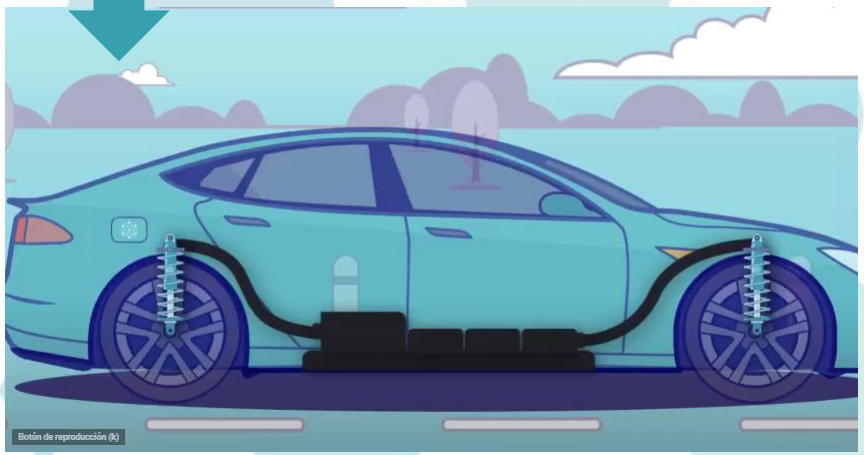

© CIC energiGUNE. 2024. All rights reserved.

4. Electro-Intrusion project

Car shock-absorber prototype

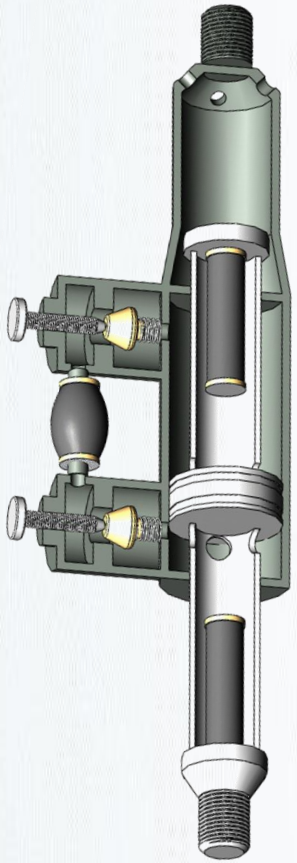



Prof. Victor Stoudenets Team

National Technical University of Ukraine "Igor Sikorsky Kyiv Polytechnic Institute"

#ScienceForUkraine

© CIC energiGUNE. 2024. All rights reserved.

4. Electro-Intrusion project

Car shock-absorber prototype

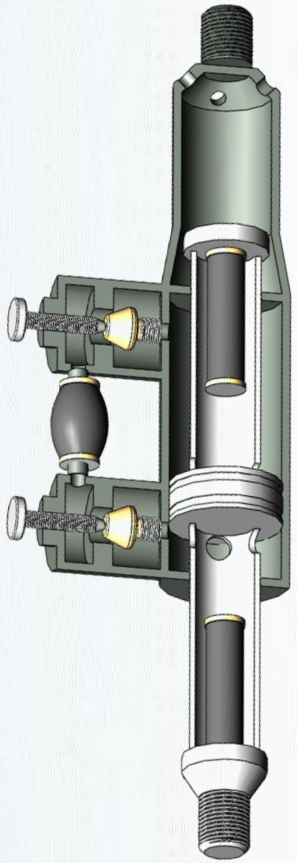

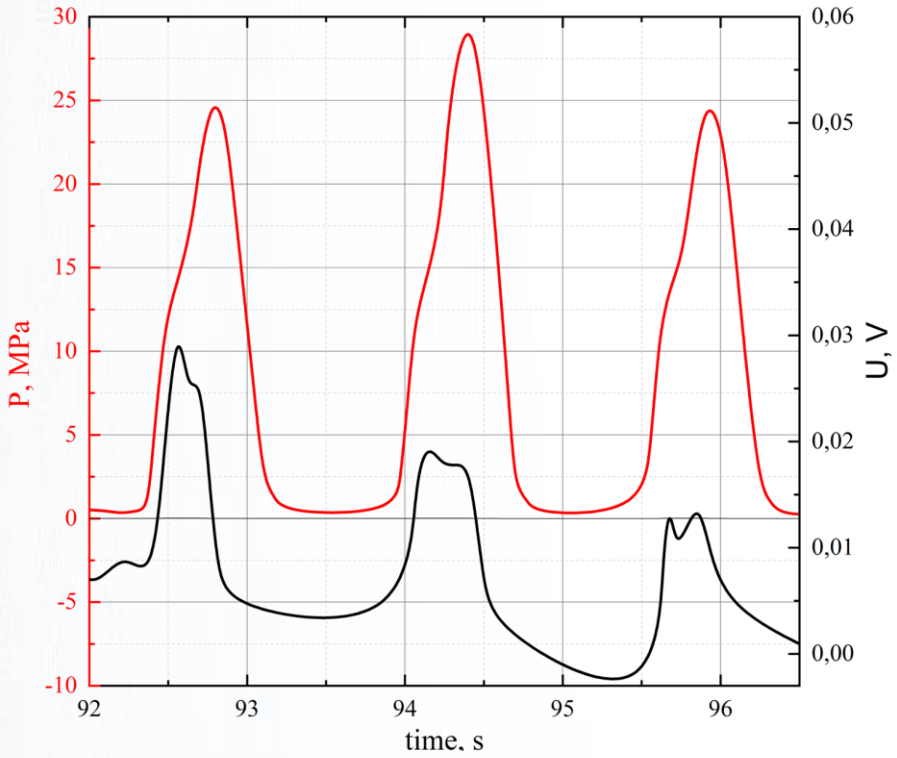



National Technical University of Ukraine "Igor Sikorsky Kyiv Polytechnic Institute"

#ScienceForUkraine

© CIC energiGUNE. 2024. All rights reserved.

5. Conclusions



CIC energiGUNE
MEMBER OF BASQUE RESEARCH & TECHNOLOGY ALLIANCE

- Liquid intrusion-extrusion into-from nanopores is accompanied by electrification
- Intrusion-extrusion process allows TENGs with ~1000 m^2/g contact area
- Charge transfer in intrusion-extrusion TENGs is a challenge

© CIC energiGUNE. 2024. All rights reserved.

Thanks for your attention!

This project leading to this application has received funding from the European Union's Horizon 2020 research and innovation programme under grant agreement No 101017858.

ELECTRO INTRUSION

CIC energiGUNE

MEMBER OF BASQUE RESEARCH & TECHNOLOGY ALLIANCE

© CIC energiGUNE. 2024. All rights reserved.